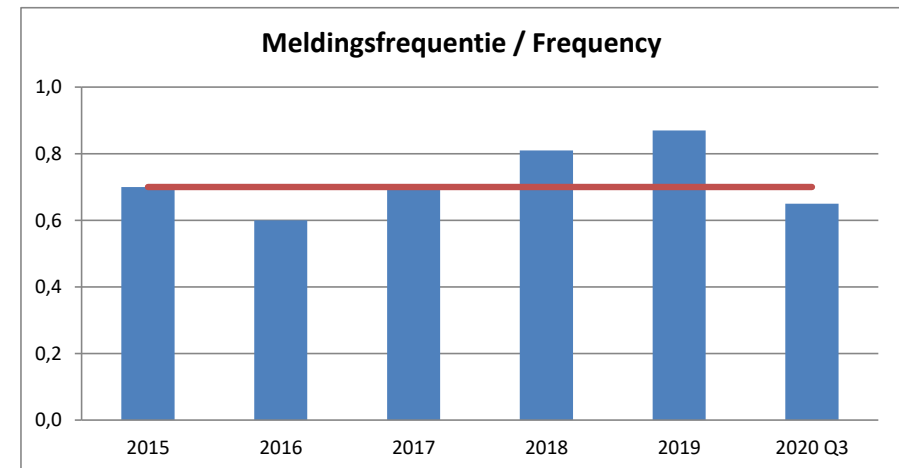
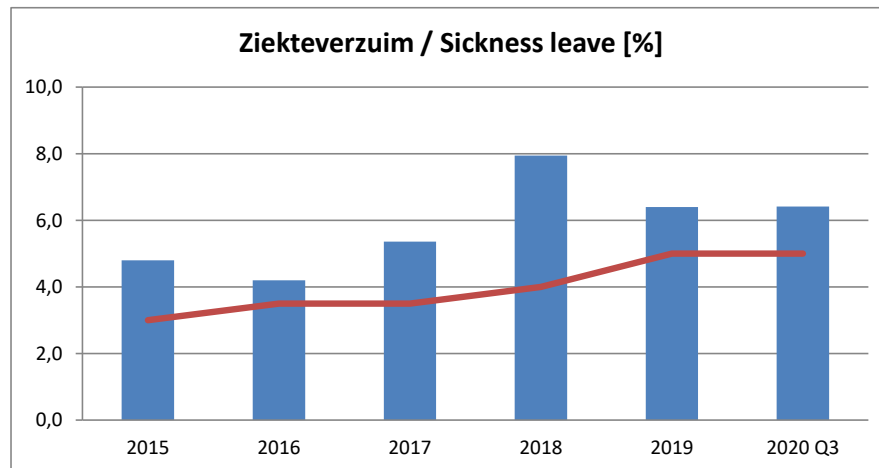




MVO data 2020 / CSR data 2020



	2011	2012	2013	2014	2015	2016	2017	2018	2019	2020 Q3
Ziekteverzuim / Sickness leave	2,95	3,31	3,50	3,36	4,80	4,20	5,36	7,94	6,40	6,41
Meldingsfrequentie / Frequency	0,69	0,68	0,70	0,62	0,70	0,60	0,70	0,81	0,87	0,65



Focuspunten 2020

Verzuimtrainingen leidinggevenden beschrijven.

Preventie ziekteverzuim t.g.v. locomotore klachten bij oudere werknemers middels spreekuur fysiotherapeut op locatie.

Vitaliteitsprogramma op maat voor medewerkers uitwerken in 2020

Ziekteverzuim is dalende; focus op maatregelen langdurig verzuim te beperken.

Focus points 2020

i-Pitt workshop vitality/sustainable employability employees completed.

Prevention of absenteeism due to locomotive complaints senior employees by office hour physiotherapist on location.

Set up customized health program for employees in 2020.

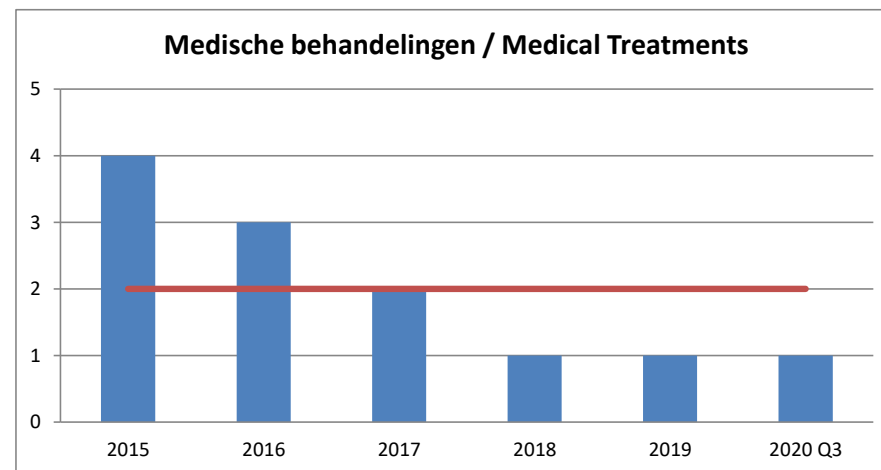
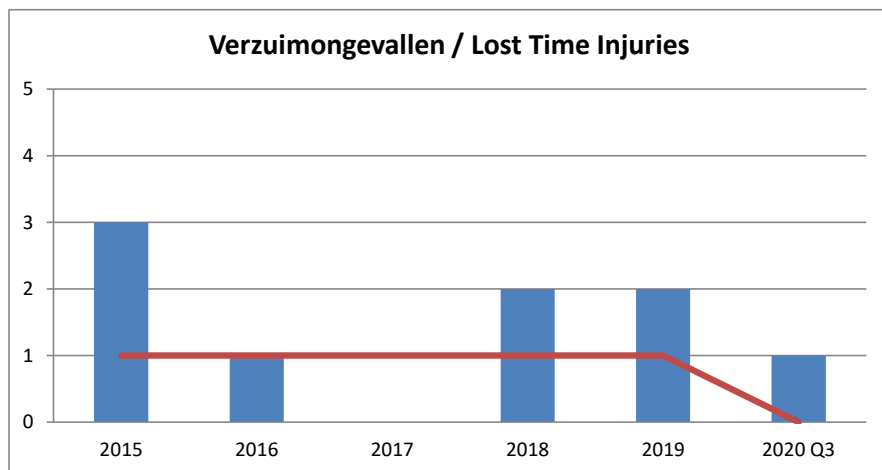
Sickness rate is decreasing; focus on measures to limit long-term absenteeism.



MVO data 2020 / CSR data 2020



	2011	2012	2013	2014	2015	2016	2017	2018	2019	2020 Q3
Verzuimongevallen / Lost Time Injuries	2	3	2	0	3	1	0	2	2	1
Medische behandelingen / Medical Treatments	3	4	2	3	4	3	2	1	1	1



Focuspunten 2020

Algemene Risico-inventarisatie Productie en Verwerking; plan van aanpak oppakken en uitvoeren.
 Analyseren basisoorzaken van gerapporteerde arbo- en milieumeldingen.
 Uitvoeren van meerjarenplan Machinerichtlijn afd. Verwerking loopt door in 2020.
 Uitvoering van veiligheidsobservatierondes door leidinggevenden.

Focus points 2020

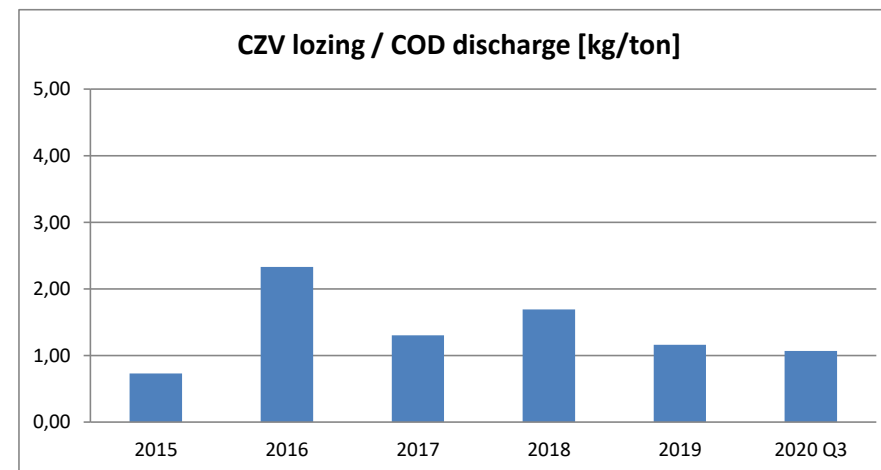
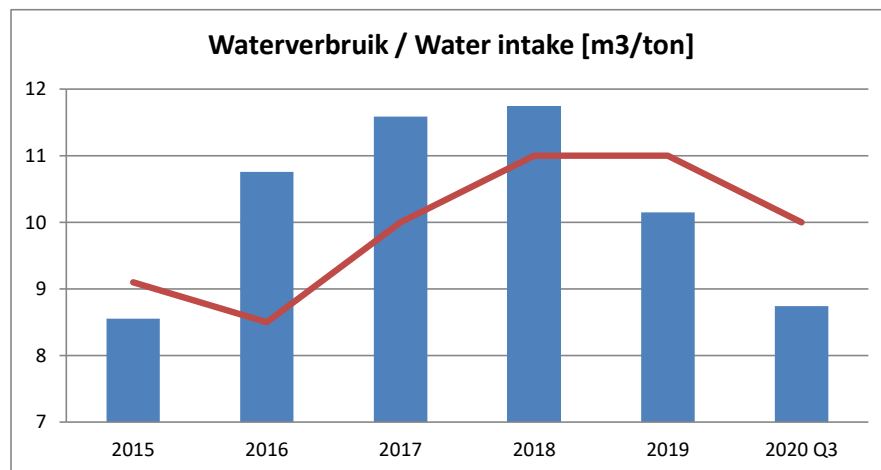
General risk assessment Production and Converting; carrying out action plan.
 Root cause analysis of reported health, safety and environmental issues.
 Multi-annual plan equipment safety directive Converting department will be continued in 2020.
 Execution of safety observation audits by management.



MVO data 2020 / CSR data 2020



	2011	2012	2013	2014	2015	2016	2017	2018	2019	2020 Q3
Waterverbruik / Water intake [m3/ton]	10,1	9,5	9,6	8,9	8,6	10,8	11,6	11,7	10,2	8,7
CZV lozing opp. water/COD discharge surface water [kg/ton]	1,6	0,8	0,9	1,0	0,7	2,3	1,3	1,7	1,2	1,1



Focuspunten 2020

Onderzoek uitbreiding aerobe deel van de zuiveringsinstallatie; verdere reductie van CZV-lozing.
 Verbruik proceswater blijven volgen middels een gedetailleerde monitoring.
 Hergebruik proceswater; controle en bewaking van de interne waterkringlopen.

Focus points 2020

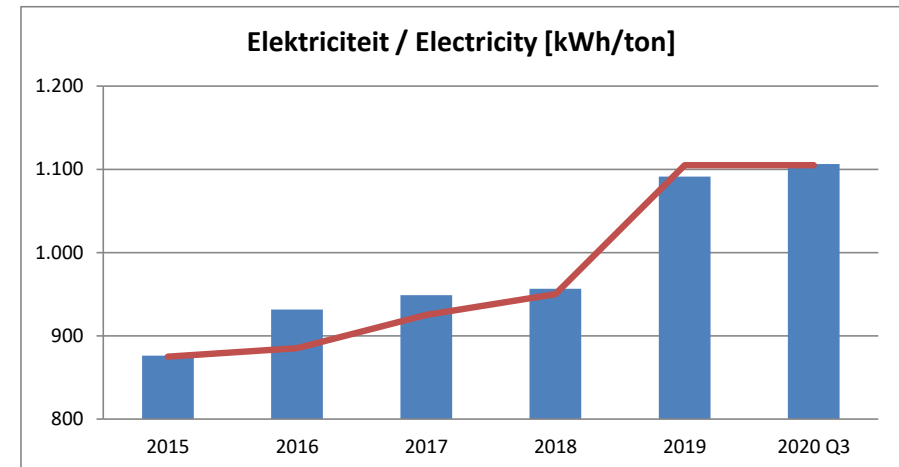
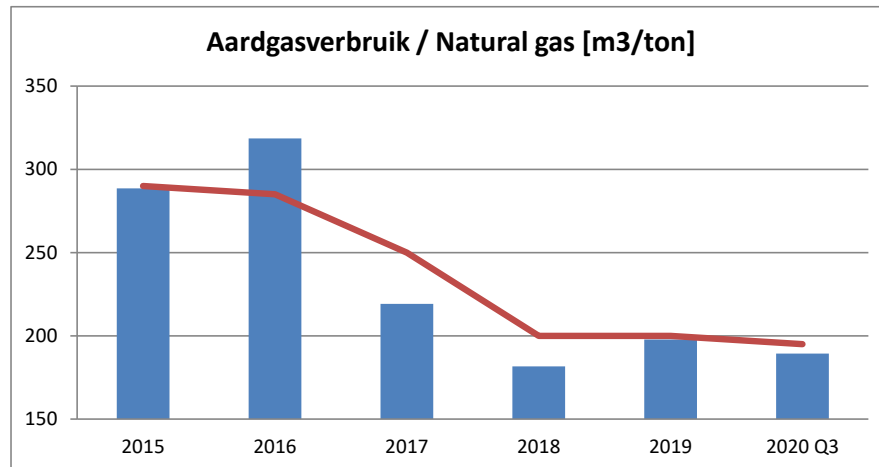
Study expanding aerob part of the water purification plant; further reduction of COD discharge.
 Follow up on process water consumption through detailed monitoring.
 Reuse of process water; inspection and controll of the internal water cycles.



MVO data 2020 / CSR data 2020



	2011	2012	2013	2014	2015	2016	2017	2018	2019	2020 Q3
Aardgasverbruik / Natural gas consumption [m3/ton]	316	305	309	290	289	319	219	182	198	189
Elektriciteit / Electricity [kWh/ton]	926	885	898	858	876	932	949	956	1.091	1.106



Focuspunten 2020

Voortzetting uitvoering Energie Efficiency Plan (EEP 2017-2020).
 CO2-reductieplan opstellen in het kader van klimaatwetgeving.
 Implementatie van energiemeetsysteem MessDas.

Focus points 2020

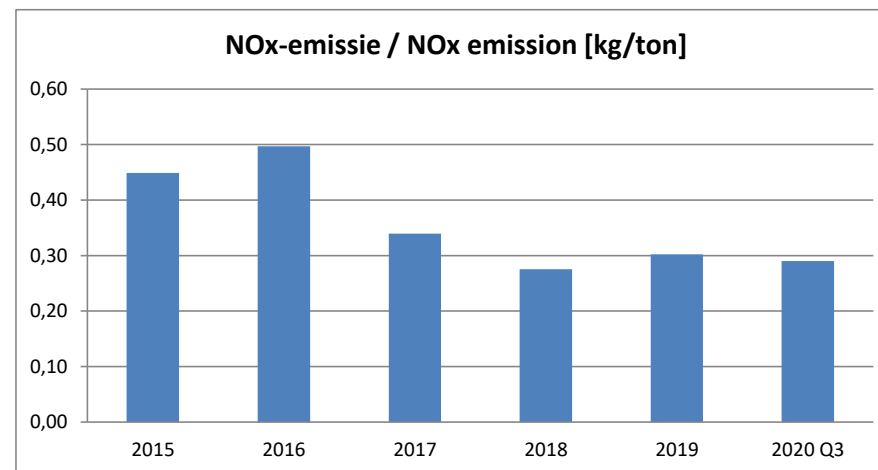
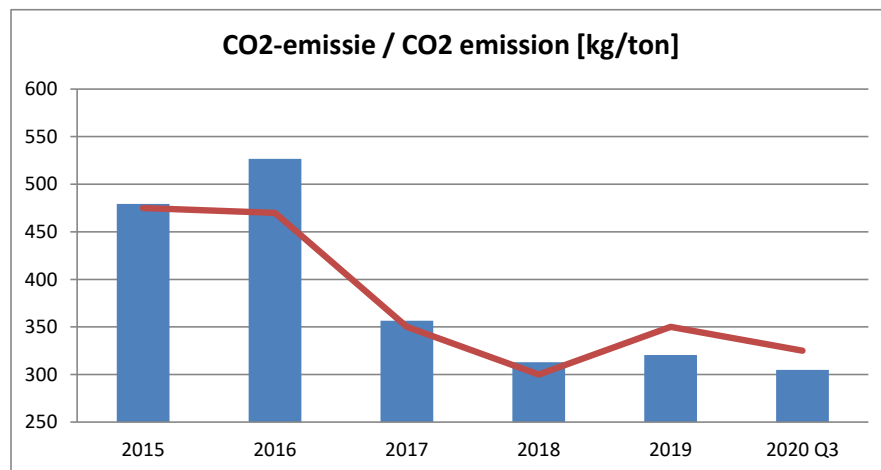
Continuation execution Energy Efficiency Plan (EEP 2017-2020).
 Develop CO2 reduction plan according climate legislation.
 Implementation of energy registration system MessDas.



MVO data 2020 / CSR data 2020



	2011	2012	2013	2014	2015	2016	2017	2018	2019	2020 Q3
CO2-emissie aardgas / CO2 natural gas emission [kg/ton]	555	532	524	487	479	527	356	313	320	305
NOx-emissie / NOx emission [kg/ton]	0,53	0,53	0,49	0,45	0,45	0,50	0,34	0,28	0,30	0,29



Focuspunten 2020

CO2-emissie maximaal 325 kg/ton door uitvoering milieu- en energieprogramma.
 Terugdringen CO2-emissie door aankoop groene stroom, eigen zonnepanelen en CO2-reductieprojecten.
 Meerjarenplan opstellen voor verdere reductie van de CO2-emissie; roadmap van Limburgs Energie Akkoord (LEA) en de Vereniging Nederlandse Papierindustrie (VNP).
 Haalbaarheidsstudie levering restwarmte productie aan derden; CO2 reductie van 3.400 ton/jaar.

Focus points 2020

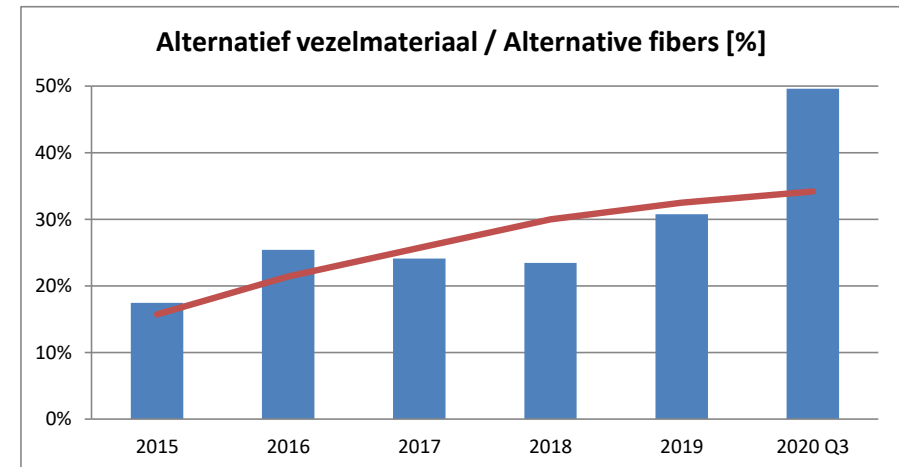
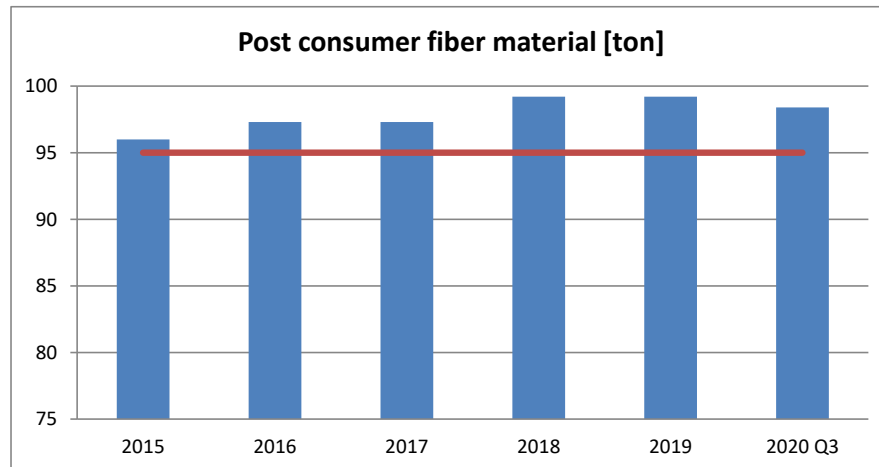
Max. CO2 emission of 325 kg/ton by carrying out the environmental and energy programs.
 Reducing CO2 emission by purchasing green electricity, own solar panels and CO2 reduction projects.
 Develop a long-term plan for further reduction of the CO2 emission; roadmap Limburgs Energie Akkoord (LEA) and the Dutch Paper Industry (VNP).
 Feasibility study on delivery of residual heat from production to third parties; CO2 reduction of 3,400 tons /year.



MVO data 2020 / CSR data 2020



	2011	2012	2013	2014	2015	2016	2017	2018	2019	2020 Q3
Post consumer vezelmateriaal / Post consumer fiber material [%]	96,4	97,4	96,1	96,7	96,0	97,3	97,3	99,2	99,2	98,4
Alternatieve grondstoffen / alternative raw materials [ton]	14,1%	13,1%	15,0%	14,6%	17,4%	25,4%	24,1%	23,5%	30,8%	49,6%



Focuspunten 2020

Aanvoer van alternatief vezelmateriaal zoals etiketten en drankkartons in 2020 verder verhogen.
 Inzet van biobased materiaal zoals miscanthus verder ontwikkelen en toepassen.
 Inzet van kartonnen drinkbekers en gebruikte papieren handdoekjes verder ontwikkelen en toepassen.

Focus points 2020

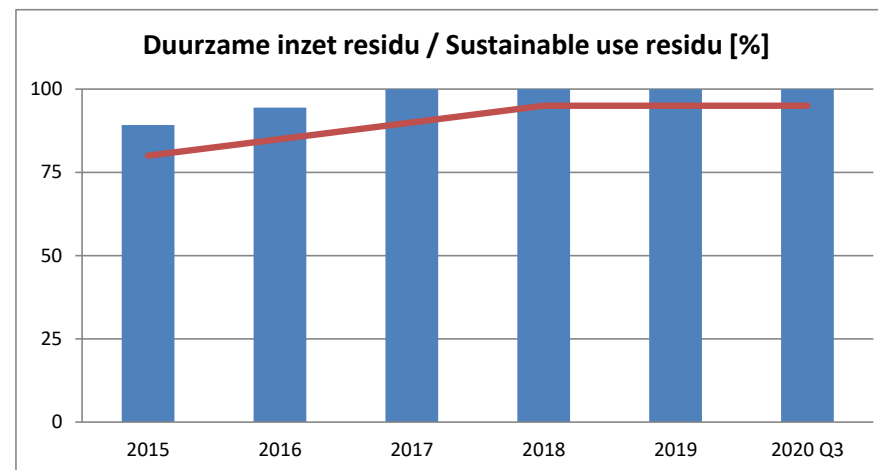
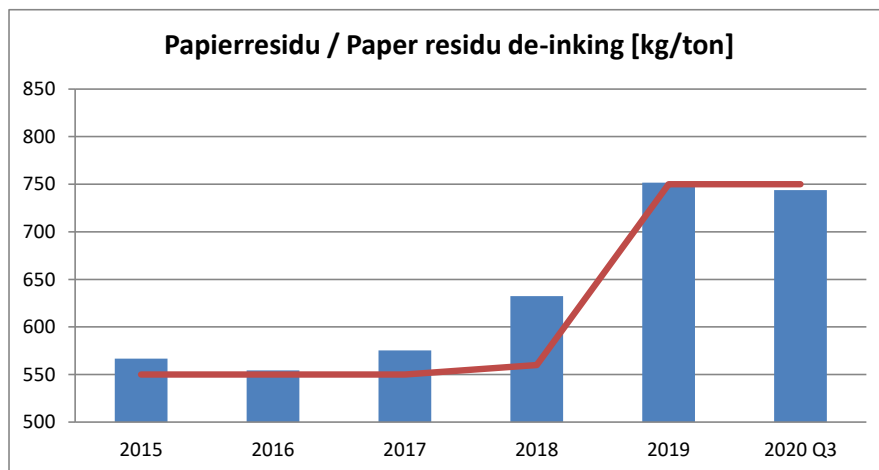
Increase the supply of alternative fiber material such as bottle labels and beverage packaging further in 2020.
 Develop and implementate the use of biobased materials such as miscanthus.
 Further development and implementation of processing paper cups and used paper hand towels.



MVO data 2020 / CSR data 2020



	2011	2012	2013	2014	2015	2016	2017	2018	2019	2020 Q3
Papierresidu / Paper residu de-inking(kg/ton)	565	553	530	560	567	554	575	632	752	744
Duurzame inzet residu / Sustainable use residu (%)	65	44	42	85	89	94	100	100	100	100



Focuspunten 2020

Recycling van kunststof afval van de verwerking van drankkartons in Nederland.
 Implementeren duurzaam inkopen van grond-, hulpstoffen en transport.
 Inzet van reststromen als grondstof voor karton en plaatmateriaal (o.a. Noble Ecor).

Focus points 2020

Recycling of plastic waste from processing beverage packaging in the Netherlands.
 Implementing sustainable purchasing of commodities, additives and transport.
 Use of waste streams as input material for cardboard and plates (e.g. Noble Ecor).